

Inlet with filter for front side mounting, fuse 1-/2-pole, line switch 2-pole

Standard- or Medical-Filter



new



Screw-On Version

C14



70° C



### Description

- Panel Mount:  
Screw-on from front side
- 4 Functions:  
Appliance inlet Protection class I, Line switch 2-pole, Fuseholder for fuse-links 5 x 20 mm 1- or 2-pole, Line filter in standard and medical version
- Quick connect terminals 6.3 x 0.8 mm
- Alternative: version without line filter [DD11](#)
- Alternative: version for snap-in mounting [KMF](#)

### Approvals

- VDE License Number: 40001522
- UL License Number: E72928

### Characteristics

- Ultra-compact design. Ideal for low profile designs  
Aluminum case provides good shielding
- All single elements are already wired
- Fuse drawer meets requirements of medical standard IEC/EN 60601-1  
The fuseholder is accessible from the equipment front  
For added safety "Extra-Safe" fuse drawers are available
- Ideal for application with high transient loads  
Designed for standard and medical applications
- Qualified for use in equipment according IEC/EN 60950

### Other versions on request

- Solder terminals
- Fuse drawer 1-pole, plus spare fuse case
- Fuse drawer 2-pole, with shorting bar
- Other rocker marking
- Line switch, illuminated
- Line switch 1-pole
- Medical version M80
- Class X1- and Y1-capacitors for enhanced withstand voltage
- Protection class II, 70°C

### References

[General Product Information](#)

### Weblinks

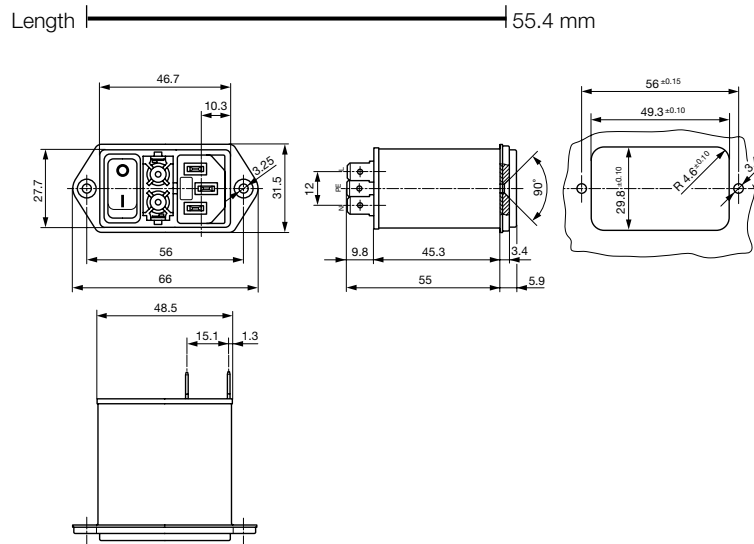
[Approvals](#), [RoHS](#), [CHINA-RoHS](#), [e-Store](#), [SCHURTER-Stock-Check](#), [Distributor-Stock-Check](#)

### Technical Data

Ratings IEC	1 - 10A @ Ta 40 °C / 250VAC; 50Hz	Appliance-Inlet/-Outlet	C14 acc. to IEC/EN 60320-1 UL 498, CSA C22.2 no. 42 (for cold conditions) pin-temperature 70 °C, 10A, Protection class I
Ratings UL/CSA	1 - 8A @ Ta 40 °C / 250VAC; 60Hz	Fuseholder	1 or 2 pole, Shocksafe category PC2 acc. to IEC 60127-6, for fuse-links 5 x 20mm
Leakage Current	standard < 0.5mA (250V / 60Hz) medical < 5 µA (250 V / 60 Hz)	Rated Power Acceptance @ Ta 23 °C	5 x 20: 2W (1 pole)/ 1.6W (2-pole) per pole
Dielectric Strength	> 1.7kVDC between L-N > 2.7kVDC between L/N-PE Test voltage (1 min/50Hz)	Power Acceptance @ Ta > 23°C	Admissible power acceptance at higher ambient temperature see derating curves
Allowable Operation Temp.	-25 °C to 85 °C	Line Switch	Rocker switch 2-pole, non-illuminated, acc. to IEC 61058-1 <a href="#">Technical details</a>
Climatic Category	25/085/21 acc. to IEC 60068-1	Line Filter	Standard and Medical Version, IEC 60939, IEC 60601-1, UL 1283, UL 544, EN 133 200, CSA C22.2 no. 8 <a href="#">Technical details</a>
Degree of Protection	from front side IP 40 acc. to IEC 60529	MTBF	> 2'000'000h acc. to MIL-HB-217 F
Protection Class	Suitable for appliances with protection class I acc. to IEC 61140		
Terminal	Quick connect terminals 6.3 x 0.8 mm		
Panel Thickness s	Screw-on: max 8mm Mounting screw torque max 0.5Nm		
Material: Housing	Thermoplastic, black, UL 94V-0		

## Dimensions

Screw version



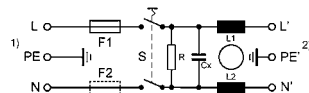
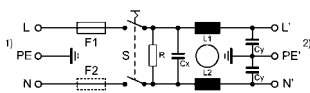
## Technical Data of Filter-Components

Rated Current [A]	Filter-Type	Inductances L [mH]	Capacitance CX [nF]	Capacitance CY [nF]	R [MΩ]
1	Standard Version	2 x 10	100	2.2	1
2	Standard Version	2 x 4	100	2.2	1
4	Standard Version	2 x 1.5	100	2.2	1
6	Standard Version	2 x 0.8	100	2.2	1
8	Standard Version	2 x 0.6	100	2.2	1
10	Standard Version	2 x 0.3	100	2.2	1
1	Medical Version (M5)	2 x 10	100	-	1
2	Medical Version (M5)	2 x 4	100	-	1
4	Medical Version (M5)	2 x 1.5	100	-	1
6	Medical Version (M5)	2 x 0.8	100	-	1
8	Medical Version (M5)	2 x 0.6	100	-	1
10	Medical Version (M5)	2 x 0.3	100	-	1

## Diagrams

Filter standard  
non illuminated

Filter Medical M5  
non illuminated

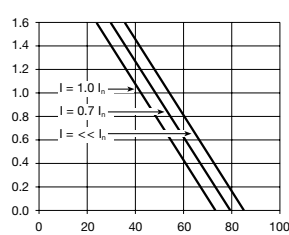
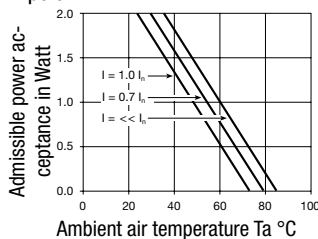


1) Line  
2) Load

1) Line  
2) Load

## Derating Curves for Fuseholders

1-pole

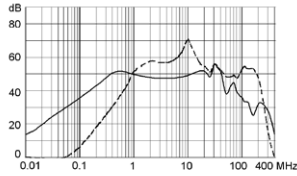


**Attenuation Loss**

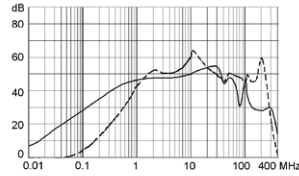
--- differential mode    — common mode

Standard version

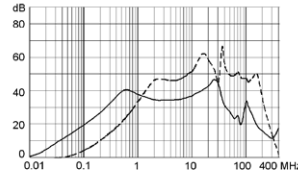
1 A



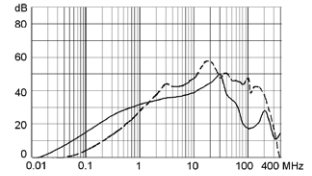
2 A



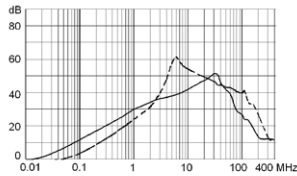
4 A



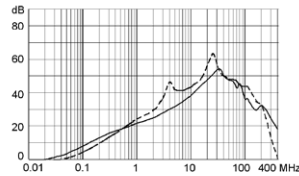
6 A



8 A

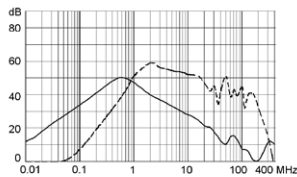


10 A

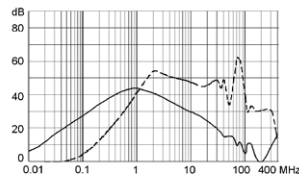


Medical version (M5)

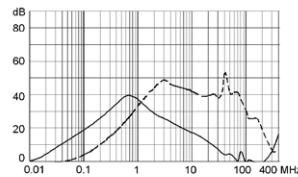
1 A



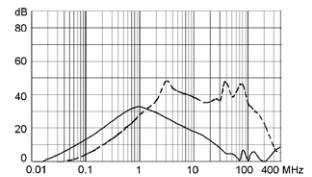
2 A



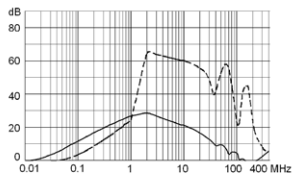
4 A



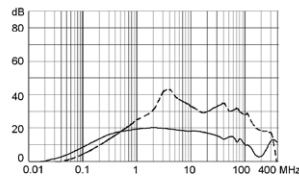
6 A



8 A



10 A



**Variants**

[Distributor-Stock-Check](#) | [SCHURTER-Stock-Check](#) | [e-Store](#)

Fuse drawer must be ordered separately (see accessories).  
Fingerrip and Extra Safe. The same drawer as used by type KEA.

Rated Current [A]	Filter-Type	Fuseholder	Line Switch	Order Number
1	Standard Version	1 pole	2-pole	DD12.1111.111
1	Standard Version	2-pole	2-pole	DD12.1121.111
2	Standard Version	1 pole	2-pole	DD12.2111.111
2	Standard Version	2-pole	2-pole	DD12.2121.111
4	Standard Version	1 pole	2-pole	DD12.4111.111
4	Standard Version	2-pole	2-pole	DD12.4121.111
6	Standard Version	1 pole	2-pole	DD12.6111.111
6	Standard Version	2-pole	2-pole	DD12.6121.111
8	Standard Version	1 pole	2-pole	DD12.8111.111
8	Standard Version	2-pole	2-pole	DD12.8121.111
10	Standard Version	1 pole	2-pole	DD12.9111.111
10	Standard Version	2-pole	2-pole	DD12.9121.111
1	Medical Version (M5)	2-pole	2-pole	DD12.1321.111
2	Medical Version (M5)	2-pole	2-pole	DD12.2321.111
4	Medical Version (M5)	2-pole	2-pole	DD12.4321.111

Rated Current [A]	Filter-Type	Fuseholder	Line Switch	Order Number
6	Medical Version (M5)	2-pole	2-pole	DD12.6321.111
8	Medical Version (M5)	2-pole	2-pole	DD12.8321.111
10	Medical Version (M5)	2-pole	2-pole	DD12.9321.111

10 A version only approved up to 8 A at UL.

**Packaging unit** 20 Pcs

### Required Accessory

#### Description

#### Fusedrawer 2

Fusedrawer with and without voltage selector insert



Fingergrip, 2-pole	4301.1401
Extra-Safe, 2-pole	4301.1403
Fingergrip, 1 pole	4301.1405
Extra-Safe, 1 pole	4301.1407

...

### Accessory



#### Assorted Covers

Rear Cover

0859.0076



#### Cord retaining kits

Cord retaining strain relieve

Flat head, A	4700.0001
--------------	-----------